

NEW

1000V Digital Handheld Megohmmeters

Quality Advantages

- Selectable test voltages 250, 500 and 1000V (model 6528)
- Selectable test voltages 50, 100, 250, 500 and 1000V (model 6529)
- Basic DMM functions; Volts, Continuity, Resistance
- DAR and PI ratio test functions (model 6529)
- Dual line display to view the insulation value and real-time test voltage simultaneously in an easy-to-read format
- DMR mode - relative resistance comparison to a reference value
- 2-color backlighting easily shows alarm conditions
- Shockproof covering for excellent handling
- Adjustable supports for improved viewing when used on a bench or other flat surface
- Automatic power-off function to optimize the battery life
- Programmable alarm thresholds

MODELS 6528 & 6529



Our products are backed by over 125 years of experience in test and measurement equipment, and encompass the latest international standards for quality and safety.

Technical Assistance (800) 343-1391
www.aemc.com



MEGOHMMETERS

1000V DIGITAL & MULTI-FUNCTION HANDHELD

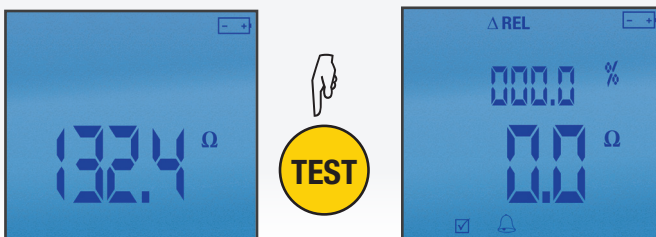
These two new 1kV class Megohmmeters are True Megohmmeters® in compliance with IEC 61010 and designed with features and functions for use in the field: lightweight, compact, rugged and easy to handle, even when wearing gloves. Its construction and interface are intended to simplify its use. They function as both an insulation tester and a basic multimeter. An intuitive pass/fail indication offering a blue/red backlight makes it very easy to identify defective conditions. A relative measurement function provides the capability to compare measurements to a known reference quickly recognizing potential problems. Multimeter functions include AC/DC voltage, resistance and continuity.



DIFFERENTIAL MODE RESISTANCE (DMR)

The DMR mode (Differential Mode Resistance), or relative mode, is typically used for the purpose of checking that all resistances of a given installation or run (batch) are within the allowed tolerance which is set by a user programmable percentage.

- Start by setting the threshold %
- Make the first measurement and press the **TEST** button to record it. This will be the reference measurement.



SCREEN DISPLAYS

Megohmmeter and Resistance Modes

Insulation Test Voltage and Resistance Measurement



Resistance Measurement



Megohmmeter Ratio Modes

DAR and PI measurements are selected by successive presses of the SET-UP key until PI or DAR appear in the upper display

DAR Test Time Measurement
Default measurements are at 30 seconds and 1 minute




PI Test Time Measurement
Default measurements are at 1 minute and 10 minutes

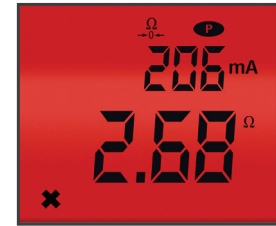


Continuity Mode

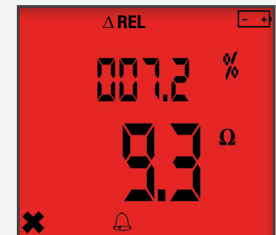
Continuity Measurement and Indicates Pass Condition



Continuity Measurement and test current Red Backlight and X indicates Alarm (Fail) Condition



- At each new measurement, the instrument indicates the difference between the new reading and the reference measurement, along with the difference in %.




If the difference is below the programmed threshold, the symbol is displayed.


If the difference exceeds the programmed threshold, the **X** symbol is displayed and the backlight turns red.

MEGOHMMETERS

1000V DIGITAL & MULTI-FUNCTION HANDHELD

SPECIFICATIONS

MODELS	6528	6529
AC/DC VOLTAGE MEASUREMENT		
Range	700 V _{AC} , 700V _{AC+DC}	
Accuracy	$\pm(1\%R + 1ct)$ $\pm(1.2\%R + 1ct)$	
Resolution	1V	
Frequency Range	DC & 30 to 440 Hz	
Input Impedance	25M Ω	
INSULATION MEASUREMENT		
Test Voltage/Resistance Range		
50V	–	0.010M Ω to 420.0M Ω
100V	–	0.020M Ω to 420.0M Ω
250V	0.050M Ω to 4200M Ω	0.050M Ω to 4200M Ω
500V	0.100M Ω to 4200M Ω	0.100M Ω to 4200M Ω
1000V	0.20M Ω to 11.00G Ω	0.20M Ω to 11.00G Ω
Measurement Accuracy	$\pm(1.5\%R + 10ct)$ $\pm(4\%R + 10ct)$ $\pm(10\%R + 10ct)$ (1000V range)	
40 Ω /40M Ω /400M Ω 4.2G Ω 11G Ω		
CONTINUITY MEASUREMENT		
Range	0 to 40 Ω (200mA test current $\leq 2\Omega$)	
Accuracy	1.2%R + 3ct	
Resolution Max	0.01 Ω	
Leads Compensation	Up to 5 Ω	
Audible Signal	Selectable ≤ 1 or 2 Ω	
RESISTANCE MEASUREMENT		
Range	0 to 420k Ω	
Accuracy	$\pm(1.2 R + 3ct)$	
Resolution Max	0.1 Ω	
DMR Mode	Compares successive measurements to a reference value with alarm indication and red backlit display if deviation changes by the programmed %. The difference beyond the new reading and the reference measurement, along with the % deviation are displayed.	
GENERAL		
Time Test	1 second to 39.59 mins selectable	
Display	LCD with backlight	
Power Supply	(6) AA Alkaline batteries (NEDA 15A or IEC LR6)	
Battery Life (5s ON, 25s OFF)	>2000 measurement in M Ω , >300h in V AC/DC, >6000 measurement in Continuity Test	
Dimensions	8.54 x 3.54 x 2.44" (217 x 90 x 62mm)	
Weight	1.68 lbs (760g)	
Operating Temperature	14° to 122°F (-10° to +50°C), 90% RH	
SAFETY		
Safety Rating	IEC / EN 61010-1, 600V CAT IV, CE mark 	
	IP 40 (with leads connected)	



PRODUCT INCLUDES

A set of (2) 5 ft color-coded silicone leads, (2) color-coded alligator clips and (2) color-coded test probes (red/black) (Rated 1000V CAT IV, UL V2), soft carrying case, (6) 1.5V AA batteries and a user manual.



ACCESSORIES

Catalog #2138.54 — Continuity probe



REPLACEMENT PARTS

Catalog #2117.73 – Replacement pouch

Catalog #2971.04 – Set of (2) Fuses FF, 200mA, 1000V, 10kA, 6x32mm

Catalog #5000.94 – Set of (2) 5 ft color-coded (red/black) silicone leads with 4mm straight/right angle banana plugs (Rated 1000V CAT IV, UL)

Catalog #5000.97 – Black Test Probe (1000V CAT IV, 15A, UL V2)

Catalog #5000.98 – Red Test Probe (1000V CAT IV, 15A, UL V2)

Catalog #5000.99 – Safety Alligator Clip – Black (1000V CAT IV, 15A, UL V2)

Catalog #5100.00 – Safety Alligator Clip – Red (1000V CAT IV, 15A, UL V2)

CATALOG NO.	DESCRIPTION
2126.54	Megohmmeter Model 6528 (Digital, 250V, 500V, 1kV, 420k-Ohm, V, Continuity, Alarm & Timer)
2126.55	Megohmmeter Model 6529 (Digital, 50V, 100V, 250V, 500V, 1kV, 420k-Ohm, Continuity, Alarm, Timer & PI/DAR)

